

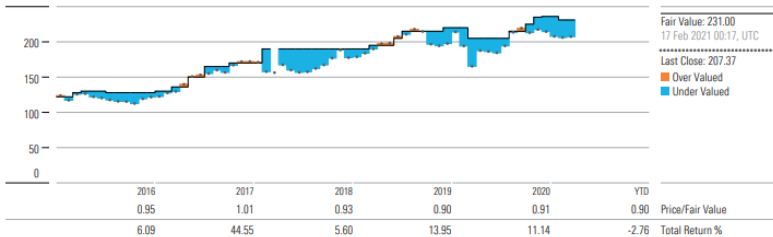
Mcdonalds Corp (MCD)

FRANCHISES/OPERATES 38,695 MCDONALD'S FAST FOOD RESTAURANTS WORLDWIDE, OPENED 1,231 NEW RESTAURANTS IN 2019.

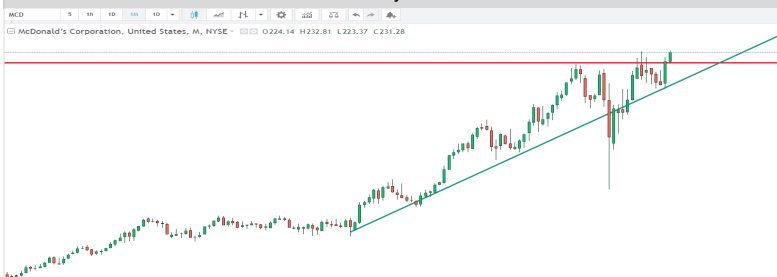
CashBridge Avg Cost	Position%	RRR	StopPrice	Ticker
\$224.50	5.00%	1:2	\$200.00	MCD
	L Target	M Target	H Target	
	\$225.00	\$243.00	\$265.00	
Stock Data		Company Fundamentals		
Today's Range	229.20 - 231.36	EPS Due Date	4/24/2021	
52-Week Range	167.85 - 232.81	EPS % Chg (Last Qtr)	-14%	
Price % Chg. YTD	7.78%	3 Year EPS Growth Rate	-4%	
Price % Chg. Last 4 Weeks	2.70%	EPS Est % Chg (Current Yr)	39%	
50-Day Avg. Volume	3,250,500	Annual ROE	0.00%	
Shares Outstanding	745.6 Mil	Sales % Chg (Last Qtr)	-2%	
Float	738.1 Mil	3-Year Sales Growth Rate	-5%	
IPO Date	N/A	Debt %	0%	
Investment Bank	Paine Webber Inc	Market Cap	\$167 Bil	
% Mgmt Owns	1.0%	Annual Pre-Tax Margin	30.60%	
PE Ratio	37	Sector	Retail	
Dividend Yield	2.30%	Industry Group	Retail-Restaurants	
Alpha	N/A	Industry Group Rank	47	
Beta	0.68			

Value Analysis

Price vs. Fair Value



Monthly Chart



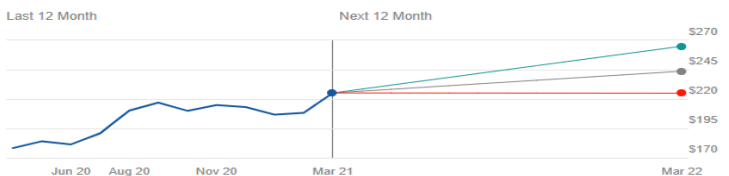
Daily Chart



Price Target For 2022

\$243.71 (5.82% upside)

Based on 20 analysts

Low Estimate
\$225.00Average Price Target
\$243.71High Estimate
\$265.00