

SEABRIDGE FINTECH

Home Trade Ideas Plans & Pricing Book Online Education & Case CASHBRIDGE More

+23.6%

Portfolio Return
Since 2021-1-1

+11.2%

Portfolio Return
This Month

-1.2%

Portfolio Return
This Week

Today's Market Analysis



9:58
seabridgefintech.com

Current Trades

Next Update 03/10/2021 (8PM ET)

AMGEN

AMGN

Amgen Inc. (formerly Applied Molecular Genetics Inc.) is an American multinational biopharmaceutical company.

CashBridge Entry
\$223.3

Position%
8%

StopPrice
\$209

Target Price
\$270

Analysis Report

SEABRIDGE FINTECH

An Institution's Analysis Department
For Private Investors

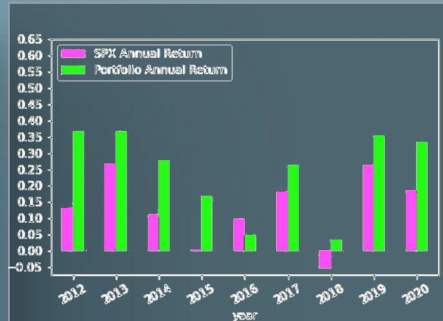
产品介绍 & 算法逻辑

Frank / Emily

SeaBridge - CashBridge 稳定性

数据：对比SPX

- 8年平均年增长**100%+**
- 稳定的股息**被动收益**
- Volatility 波动率 **0.15** vs SPX 0.13
- 跑赢SPX大盘**3.5倍+**
- Max-Drawdown **0.11** vs. SPX 0.2
- SharpRatio **1.57** vs. SPX 0.78
- CAGR 复合年均增长率 **0.26** vs. SPX 0.13



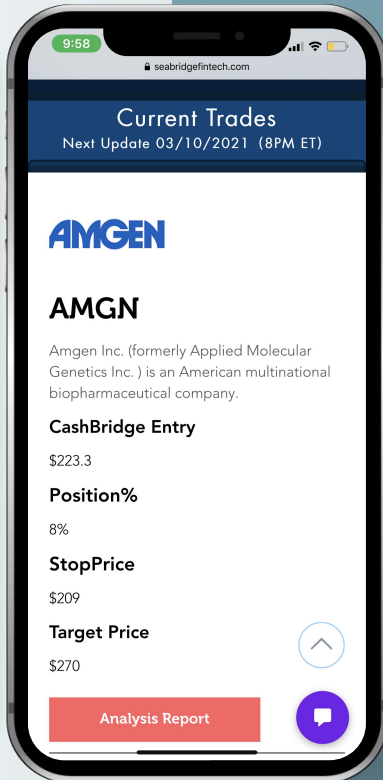
价值投资

穿越牛熊

SeaBridge - CashBridge 网页

手机版：

- **Portfolio追踪：完全按照仓位比例。**
- **今日市场分析：最小为日时间窗口的延迟分析，无必要不会为日内操作做出辅助判断。（必要：经济危机级别）**
- **当下交易：预期每周一次的持仓检查，可能出现的变化包括加仓减仓和换仓。**

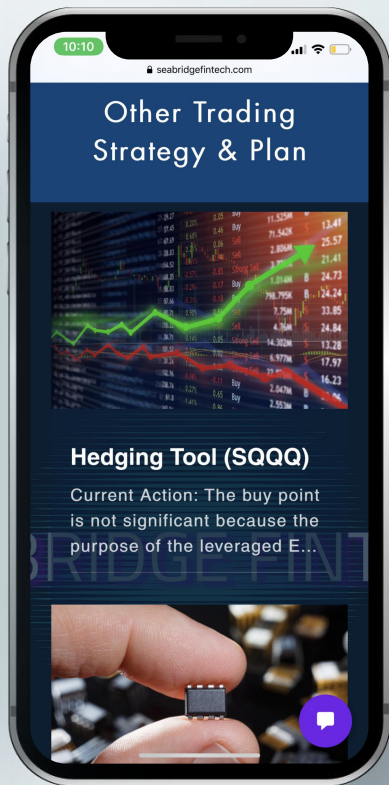
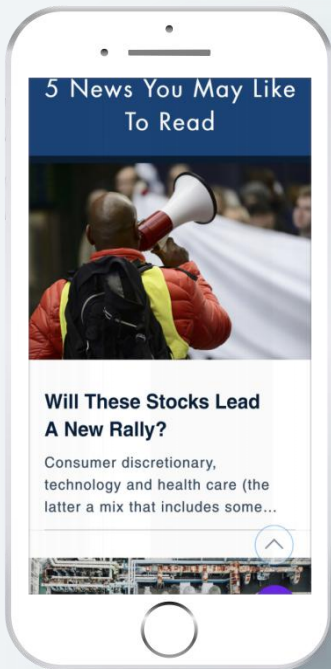


SeaBridge - CashBridge 网页

手机版：

- 持仓投资组合分析：板块和比例。
- 个股分析：后面单独介绍，交易需要的信息详情都在这里。
- 股权分析：一年四次财报，财报后会对个股重新进行深入研究分析，每次新加个股也会在一个月內发布股权分析报告。





SeaBridge - CashBridge 网页

手机版：

- 其他交易计划和策略：有Swing Trade和部分Long Hold，无分类，自由图书馆。建议单独账号小仓操作。
- 精简5 News：最多不超过5个每日新闻，新闻阅读长度不超过3-5分钟。调仓信息也会在这里发布，但调仓信息不属于5个News的数量限制内。

Visa Inc (V)

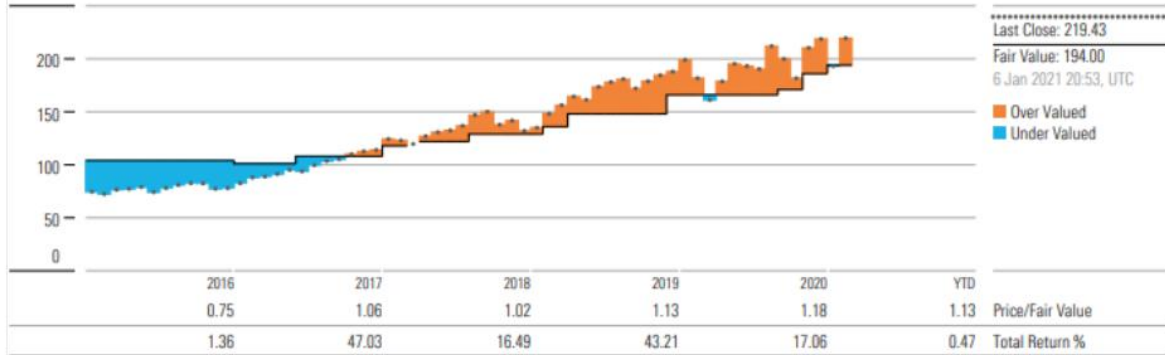
PROVIDES GLOBAL PAYMENT SOLUTIONS IN SUPPORT OF THE CREDIT/DEBIT PAYMENT PROGRAMS OF FINANCIAL INSTITUTIONS.

CashBridge Entry	Position%	RRR	StopPrice	Ticker
\$214.85	8%	1:2.5	\$192.00	V
	L Target	M Target	H Target	
	\$220.00	\$241.86	\$270.00	
Stock Data		Company Fundamentals		
Today's Range	212.86 - 217.19		EPS Due Date	4/30/2021
52-Week Range	133.93 - 220.53		EPS % Chg (Last Qtr)	-3%
Price % Chg. YTD	-1.77%		3 Year EPS Growth Rate	11%
Price % Chg. Last 4 Weeks	2.33%		EPS Est % Chg (Current Yr)	9%
50-Day Avg. Volume	9,598,500		Annual ROE	31.60%
Shares Outstanding	1696.1 Mil		Sales % Chg (Last Qtr)	-6%
Float	1679.2 Mil		3-Year Sales Growth Rate	6%
IPO Date	03/19/2008		Debt %	58%
Investment Bank	J P Morgan		Market Cap	\$420 Bil
% Mgmt Owns	1.0%		Annual Pre -Tax Margin	62.90%
PE Ratio	43		Sector	Finance
Dividend Yield	0.60%		Industry Group	Finance-CrdtCard/PmtPr
Alpha	-0.04		Industry Group Rank	103

Dividend Yield	0.60%	Industry Group	Finance-CrdtCard/PmtPr
Alpha	-0.04	Industry Group Rank	103
Beta	1.12		

Value Analysis

Price vs. Fair Value



RRR



RRR



Price Target For 2022

Analyst Price Target




CASHBRIDGE | SeaBridge Fin: x

seabridgefintech.com/blog


SEABRIDGE FINTECH

Home Trade Ideas Plans & Pricing Book Online Education & Class CASHBRIDGE More


CashBridge

 **CRM**
Salesforce.com, Inc. is an American cloud-based software company.

CashBridge Entry	Position%	StopPrice	Target Price	Analysis Report
\$203.4	8%	\$182	\$275	Analysis Report


 **V**
Visa Inc is an American multinational financial services corporation

CashBridge Entry	Position%	StopPrice	Target Price	Analysis Report
\$210.6	8%	\$192	\$241.8	Analysis Report

 **NKE**

2:28
2021/3/5





#分析报告和网页信息

重要信息：

分析报告上的：

Entry:

发布分析当日的收盘价（最小时间窗口为日）

Position%: 初始仓位比例，根据总仓位计算

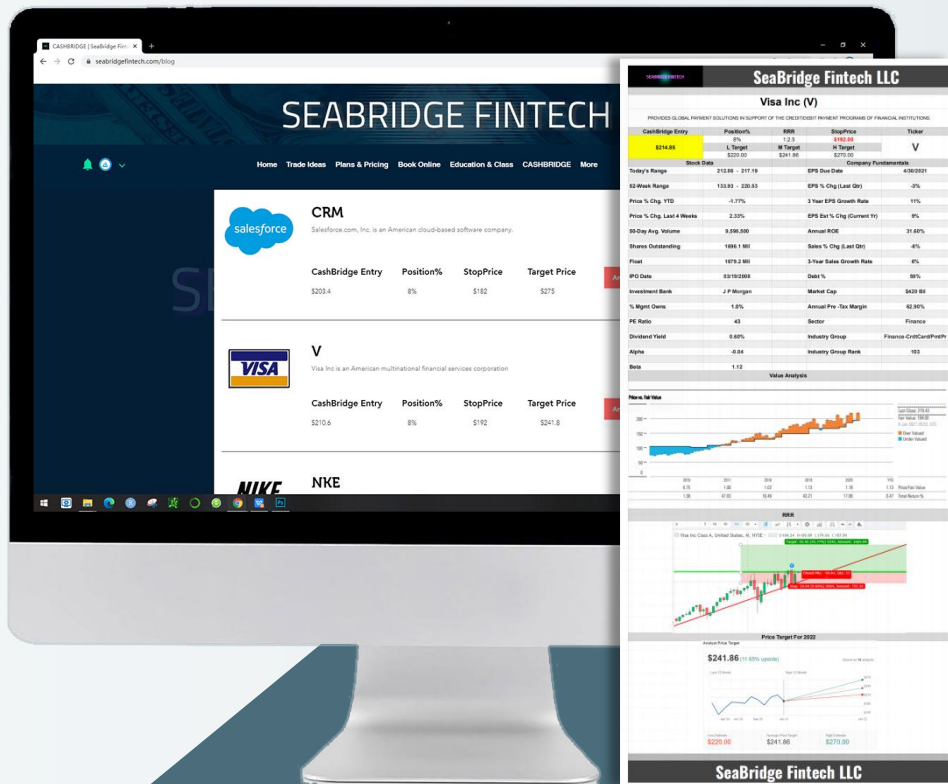
RRR: 最小阶段的风险回报比

网页上的：

Entry: 真实入场价

Position%: 当前持仓比

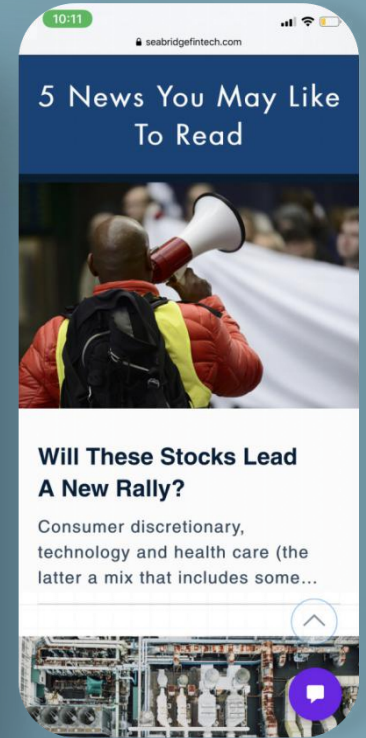
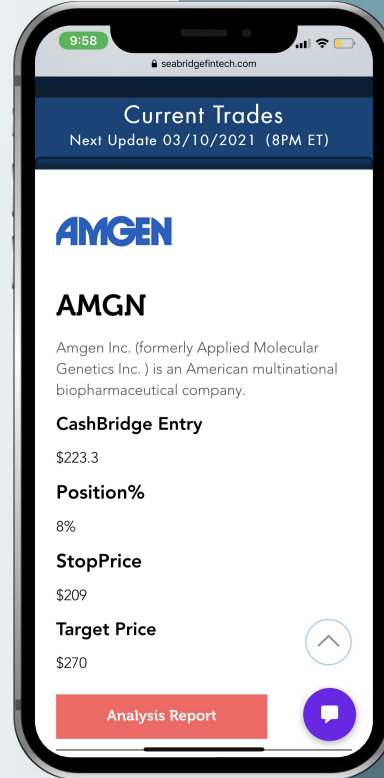
StopPrice: 当前止损价格



#分析报告和网页信息

读出来：

根据当前市场风险，建议投资比例为8%的情况下，V，Visa的投资资金占比总资金的8%，止损挂在192美元，根据个人风险偏好以及目前最小窗口下的RRR为1:2.5，根据报告分析价值低位目标价格为220美元，中位目标为241.86美元，高位目标价270美元。卖出时若在市场情绪高涨的时候可以期待高位价格，以此类推。入场时间最早为明日，或找到更靠近止损价的价格进行分批入场建仓。（根据个人交易策略来做，目标为8%仓位，均价越靠近止损越好）



模型的构架及思路



#耗时近两年，团队协作

主算法：

Logic1

核心：

以低价格购买“好”公司

我们对“好”的定义：

- 1, 收益率
- 2, 投资回报率
- 3, 股息
- 4,



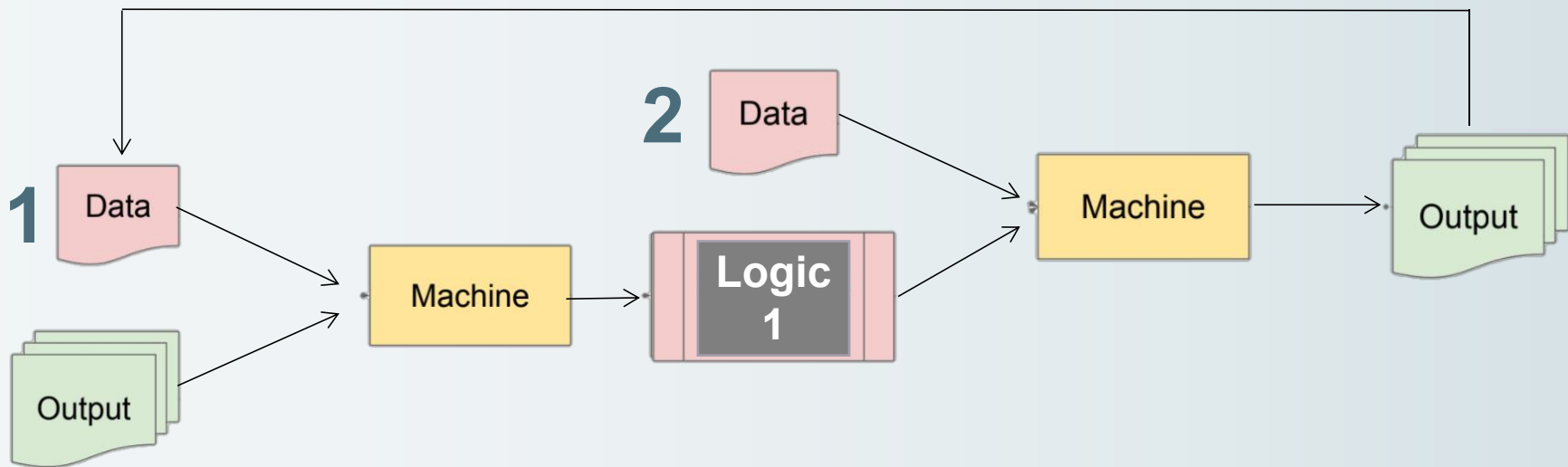
#皮奥特洛斯基评分系统

Piotroski分数：

Piotroski分数是介于零和九之间的离散分数，反映了用于确定公司财务状况强度的九项标准。Piotroski得分用于确定最有价值的股票，其中9是最好，0是最差。

根据公司财务报表的特定方面，Piotroski分数以设计该表的芝加哥会计教授Joseph Piotroski的名字命名。重点是最近一段时间（年）的公司会计结果。对于满足的每个标准（如下所述），将获得一个积分；否则，将不计分。然后将这些点相加，以确定最有价值的股票。

模型的构架及思路



分类:

盈利能力

杠杆, 流动性和资金来源

运作效率

获利标准包括:

净收入正数 (1分)

当年资产正收益率 (1分)

本年度的正营业现金流量 (1分)

经营现金流量大于净收入 (收益质量) (1分)

杠杆, 流动性和资金来源标准包括:

与上一年度相比, 当前期间的长期债务比率较低
(杠杆降低) (1分)

与上年相比, 今年的流动比率更高 (流动性更高)
(1分)

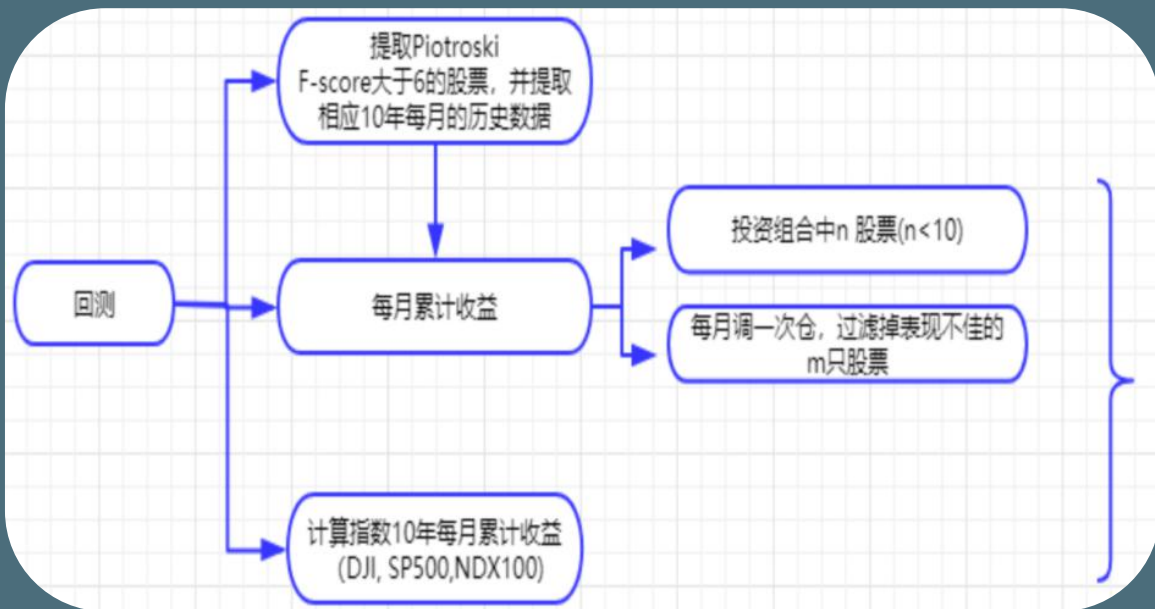
去年没有发行新股 (没有稀释) (1点)。

运营效率标准包括:

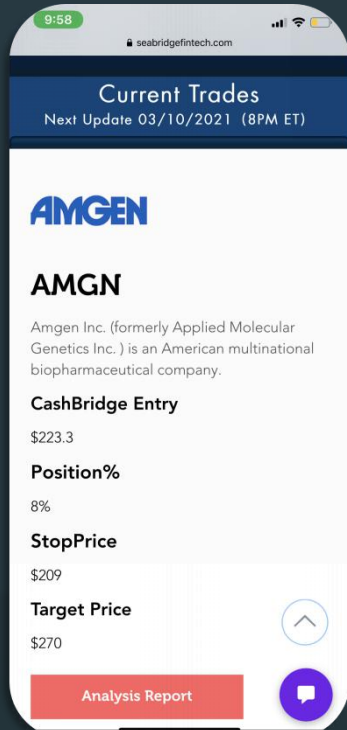
与上一年相比, 毛利率更高 (1个点)

资产周转率比上年高 (1分)

当然, 对于任何投资系统, 查看过去的结果并不意味着它将来会以相同的方式起作用。



人工检查-筛选-研报-技术面-维护



剩余数据?



SEABRIDGE FINTECH

SEABRIDGE FINTECH

[Home](#) [Trade Ideas](#) [Plans & Pricing](#) [Book Online](#) [Education & Class](#) [CASHBRIDGE](#) [More](#)

Other Trading Strategy & Plan



Hedging Tool (SQQQ)

Current Action: The buy point is not significant...



Taiwan Semiconductor(TSM)

Buy Range: \$123.80 - \$136.18 Current Action:...



Microsoft (MSFT)

Buy Range: \$232.96 - \$244.61 Current Action:...



General Motors (GM)

Buy Range: \$49.42 - \$54.36 Current Action: Gene...



Bunge (BG)

TRADE SETUP Added as a full position on Mar 1 ...

为什么要运营成产品？



贵

量化数据库, API数据端口, 云端, 后期分析调研数据源, 人工,
机器, 硬件软件维护, 算法优化, SwingBridge App 开发



订阅费

CashBridge -STANDARD

\$
29.99

Every month

Low-risk high return+dividend yield stocks

Select

Financial Freedom Plan

Entry and Exit Signals

Risk Assessment

Build and Backtest any Trade Idea

Monthly Equity Research Reports

Weekly Stock Analysis Reports

Daily Market Analysis

Fluctuation Range Analysis

Risk Management Advice

CashBridge -PREMIUM

\$
59.99

Every month

Next Level Of Investing And Risk Control

Select

Real Time Advisory Services

Financial Freedom Plan

Entry and Exit Signals

Risk Assessment

Build and Backtest any Trade Idea

Monthly Equity Research Reports

Weekly Stock Analysis Reports

Daily Market Analysis

Fluctuation Range Analysis

Risk Management Advice

Hedging Strategy

Risk-Free Arbitrage

Option Trade Strategy

Option Trade Risk Protection

CashBridge -Silver

\$
659.8

Every year

Annual Subscription + 1 Month Free + Silver Coin Every Year

Select

Financial Freedom Plan

Entry and Exit Signals

Risk Assessment

Build and Backtest any Trade Idea

Monthly Equity Research Reports

Weekly Stock Analysis Reports

Daily Market Analysis

Fluctuation Range Analysis

Risk Management Advice

Hedging Strategy

Risk-Free Arbitrage

Option Trade Strategy

Option Trade Risk Protection

1 Month Free

One Silver Coin

Portfolio Review

\$
450

One-to-one Meeting Virtually 1 hour

Valid for one week

Select

Investment Portfolio Review

Consulting Services

Off Market Hour Only

24-hour Advance Reservation

0.99\$ or 0.00\$

SEABRIDGE FINTECH

SEABRIDGE FINTECH



[Home](#) [Trade Ideas](#) [Plans & Pricing](#) [Book Online](#) [Education & Class](#) [CASHBRIDGE](#) [More](#)

CashBridge

Limited Time Offer!

CashBridge -Trial

\$
0.99

Original \$29.99 - Start your trial for ONE month only

Valid for one month

Select

Financial Freedom Plan

Entry and Exit Signals

Risk Assessment

Build and Backtest any Trade Idea

Monthly Equity Research Reports

Weekly Stock Analysis Reports

Daily Market Analysis

Fluctuation Range Analysis

Risk Management Advice

CashBridge -STANDARD

\$
29.99

Every month

Low-risk high return-dividend yield stocks

Select

Financial Freedom Plan

Entry and Exit Signals

Risk Assessment

Build and Backtest any Trade Idea

Monthly Equity Research Reports

Weekly Stock Analysis Reports

Daily Market Analysis

Fluctuation Range Analysis

Risk Management Advice

CashBridge -PREMIUM

\$
59.99

Every month

Next Level Of Investing And Risk Control

Select

Real Time Advisory Services

Financial Freedom Plan

Entry and Exit Signals

Risk Assessment

Build and Backtest any Trade Idea

Monthly Equity Research Reports

Weekly Stock Analysis Reports

Daily Market Analysis

Fluctuation Range Analysis

Risk Management Advice

Hedging Strategy

Risk-Free Arbitrage

Option Trade Strategy

Option Trade Risk Protection

CashBridge -Silver

\$
659.8

Every year

Annual Subscription + 1 Month Free + Silver Coin Every Year

Select

Financial Freedom Plan

Entry and Exit Signals

Risk Assessment

Build and Backtest any Trade Idea

Monthly Equity Research Reports

Weekly Stock Analysis Reports

Daily Market Analysis

Fluctuation Range Analysis

Risk Management Advice

Hedging Strategy

Risk-Free Arbitrage

Option Trade Strategy

Option Trade Risk Protection

1 Month Free

One Silver Coin

Portfolio Review

\$
450

One-to-one Meeting Virtually 1 hour

Valid for one week

Select

Investment Portfolio Review

Consulting Services

Off Market Hour Only

24-hour Advance Reservation

Gold Membership

\$
0

For SeaBridge Fintech Contributors

Valid for one month

Select