



Precise Mind

量化策略 总结汇报



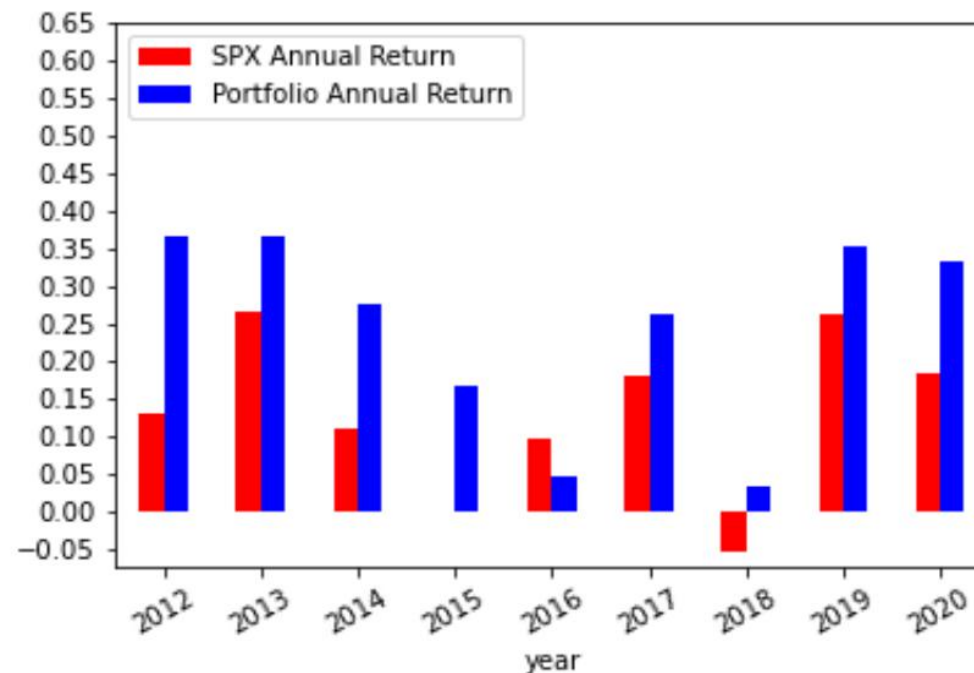
目录

优化模型实证结果

回测时间：2004-2021
调仓频率：每月调仓一次
配置策略：等比例



优化模型实证结果： 牛市 2012-2019 （年度财报股池）



CAGR(Strategy): 0.26
SharpRatio(Strategy): 1.57
Max-Drawdown(Strategy): 0.11
Volatility(Strategy): 0.15

CAGR(SPX): 0.13
SharpRatio(SPX): 0.78
Max-Drawdown(SPX): 0.2
Volatility(SPX): 0.13

Portfolio Link:

https://docs.google.com/spreadsheets/d/1aO_91jp6CCWifiBTKGe5ASzKmSHf4v67mxBCrtoEXGs/edit?usp=sharing

80% Momentum score & Fscore > 6



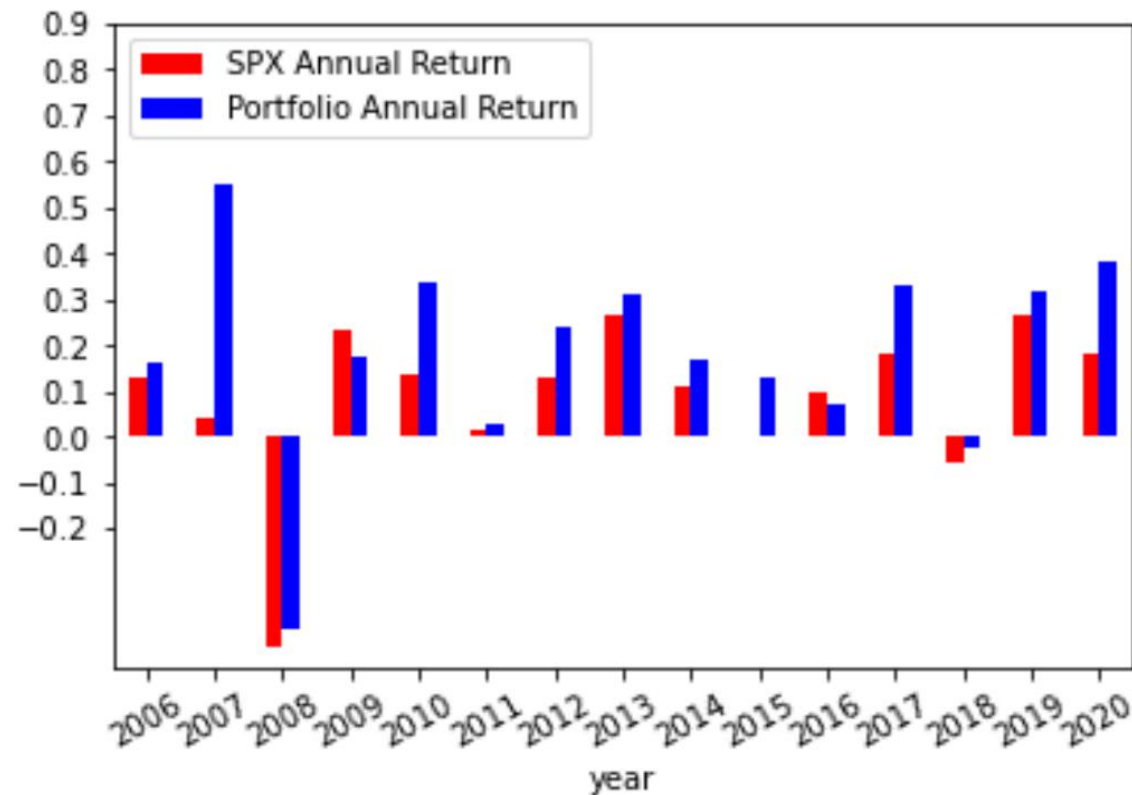
优化模型实证结果： 牛市 2012-2019 （年度财报股池）

SPX & Portfolio Monthly Returns(%) 2012-2020

year	Jan	Feb	Mar	Apr	May	Jun	Jul	Aug	Sep	Oct	Nov	Dec	Portfolio Annual Return	SPX Annual Return
2012	0.0930883	0.0746203	0.0320874	0.0380027	-0.0943097	0.0705013	0.0197548	0.0241643	0.0232627	0.0214848	-0.0109918	0.0754066	0.367072	0.131634
2013	0.0768986	0.0175202	0.0703372	0.0304066	0.00960074	-0.025136	0.109555	-0.0323152	0.0231452	0.0358008	0.0351839	0.0159426	0.366939	0.265447
2014	0.0202457	0.100316	-0.00467252	0.0129885	0.0274957	0.0406892	-0.0207067	0.0566428	-0.0232467	0.0634987	0.0237098	-0.0185841	0.278376	0.111364
2015	-0.0216017	0.05935	0.0136014	-0.0202226	0.000728944	0.00374562	0.0612808	-0.0440709	-0.00295316	0.111722	0.0192708	-0.0135553	0.167296	0.00113231
2016	-0.069496	0.0150052	0.0614506	-0.0291454	0.0762032	0.00517851	0.0393449	0.00435361	0.0163367	-0.0926966	0.00630573	0.0133906	0.0462312	0.0961681
2017	0.0530748	0.0280444	0.0173376	0.0229674	0.0636343	-0.0655195	0.0496329	-0.00904719	0.0605536	0.0408692	-0.0199489	0.0221998	0.263798	0.179475
2018	0.0735368	-0.00342422	-0.0321739	-0.00241304	0.0497664	0.00516845	-0.00941962	0.0359314	0.0286565	-0.0523948	0.021052	-0.0801097	0.0341762	-0.0532255
2019	0.114312	0.0397973	0.00265415	0.0354793	-0.0709568	0.084282	0.0572976	0.0387293	-0.0100952	0.0289819	0.00451847	0.0279302	0.35293	0.26409
2020	-0.00674781	-0.0449923	-0.0331088	0.0806956	0.0778482	-0.00223854	0.0657562	0.0463511	-0.00939314	0.0409402	0.0762409	0.0434714	0.334823	0.182596



优化模型实证结果： 2006-2020 (年度财报股池)

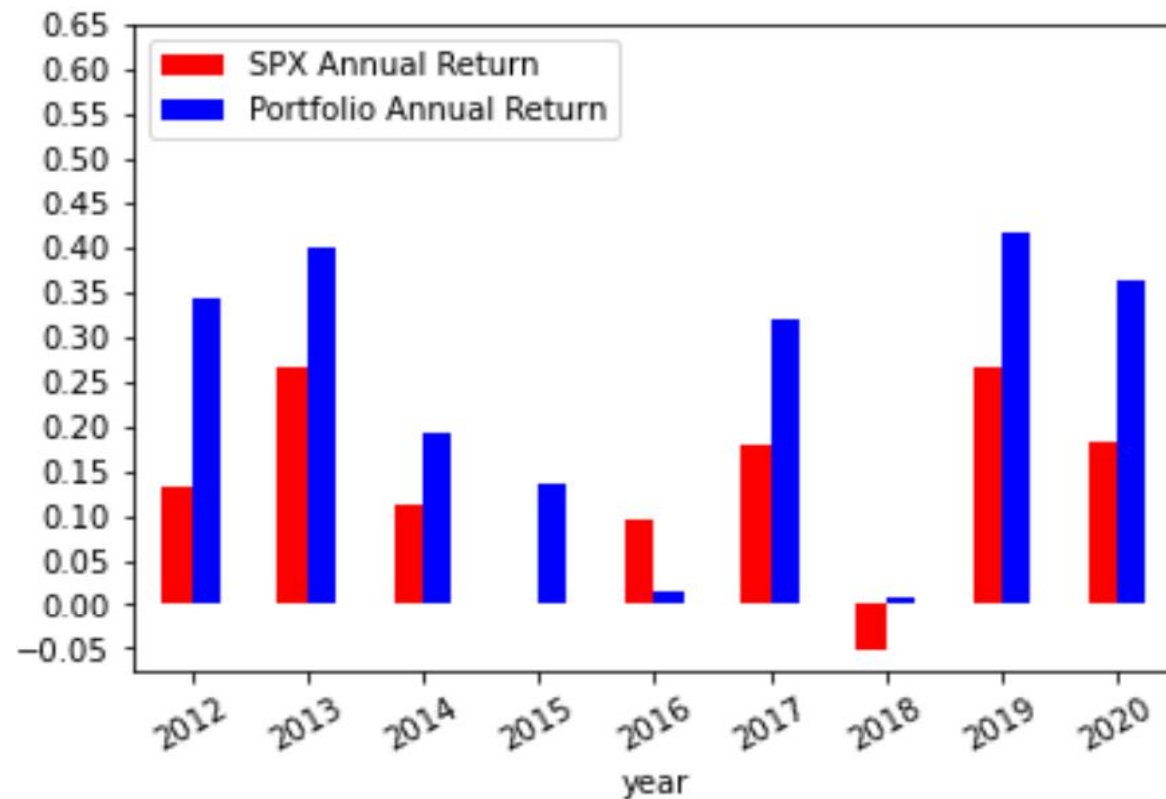


CAGR(Strategy): 0.18
SharpRatio(Strategy): 0.89
Max-Drawdown(Strategy): 0.39
Volatility(Strategy): 0.17

CAGR(SPX): 0.07
SharpRatio(SPX): 0.34
Max-Drawdown(SPX): 0.52
Volatility(SPX): 0.15



优化模型实证结果： 2012-2020 (年度财报股池)



Momentum score >0 & Fscore >=6 (2012-2020)



优化模型实证结果：等权 VS 等比例 (10P) (年度财报股池)



优化模型实证结果：非等权VS 等比例 (10P) (年度财报股池)



权重: [0.15,0.15,0.1,0.1,0.1,0.08,0.08,0.08,0.08,0.08]



Sell Covered Call - SPY 6M

ratio -1 ##### total option return: 8.87000000000007 min option return: -5.110000000000014 min option return date: 11/20/2020 max option return: 5.11 max option return date: 10/23/2020	ratio 1.2 ##### total option return: 6.579999999999983 min option return: -2.3100000000000023 min option return date: 11/20/2020 max option return: 1.65 max option return date: 10/9/2020	ratio 1.5 ##### total option return: 7.5800000000000045 min option return: -1.629999999999955 min option return date: 11/20/2020 max option return: 1.33 max option return date: 10/23/2020	ratio 4 ##### total option return: 1.529999999999996 min option return: 0 min option return date: max option return: 0.19 max option return date: 12/4/2020
ratio -0.5 ##### total option return: 8.900000000000032 min option return: -4.4500000000000455 min option return date: 11/6/2020 max option return: 4.76 max option return date: 11/13/2020	ratio 1.3 ##### total option return: 8.3300000000000034 min option return: -1.629999999999955 min option return date: 11/20/2020 max option return: 1.64 max option return date: 10/23/2020	ratio 2 ##### total option return: 6.430000000000004 min option return: -0.879999999999955 min option return date: 11/20/2020 max option return: 1.03 max option return date: 10/16/2020	ratio 5 ##### total option return: 0.629999999999999 min option return: 0 min option return date: max option return: 0.09 max option return date: 12/11/2020
ratio 0 ##### total option return: 8.910000000000037 min option return: -3.9699999999999704 min option return date: 11/20/2020 max option return: 3.56 max option return date: 11/13/2020	ratio 1.4 ##### total option return: 8.0200000000000035 min option return: -1.629999999999955 min option return date: 11/20/2020 max option return: 1.58 max option return date: 10/16/2020	ratio 3 ##### total option return: 3.2700000000000005 min option return: 0 min option return date: max option return: 0.39 max option return date: 10/23/2020	ratio 6 ##### total option return: 0.31 min option return: 0 min option return date: max option return: 0.07 max option return date: 12/11/2020
			ratio 7 ##### total option return: 0.15 min option return: 0 min option return date: max option return: 0.04 max option return date: 12/11/2020

Best Ratio: 0
Max Total Option Return: 8.910000000000037
Additional Option Return Percentage: 2.60%





Sell Covered Call - SPY 6M

ratio -1 ##### total option return: 8.87000000000007 min option return: -5.110000000000014 min option return date: 11/20/2020 max option return: 5.11 max option return date: 10/23/2020	ratio 1.2 ##### total option return: 6.579999999999983 min option return: -2.310000000000023 min option return date: 11/20/2020 max option return: 1.65 max option return date: 10/9/2020	ratio 1.5 ##### total option return: 7.580000000000045 min option return: -1.629999999999955 min option return date: 11/20/2020 max option return: 1.33 max option return date: 10/23/2020	ratio 4 ##### total option return: 1.529999999999996 min option return: 0 min option return date: max option return: 0.19 max option return date: 12/4/2020
ratio -0.5 ##### total option return: 8.900000000000032 min option return: -4.4500000000000455 min option return date: 11/6/2020 max option return: 4.76 max option return date: 11/13/2020	ratio 1.3 ##### total option return: 8.330000000000034 min option return: -1.629999999999955 min option return date: 11/20/2020 max option return: 1.64 max option return date: 10/23/2020	ratio 2 ##### total option return: 6.430000000000004 min option return: -0.879999999999955 min option return date: 11/20/2020 max option return: 1.03 max option return date: 10/16/2020	ratio 5 ##### total option return: 0.629999999999999 min option return: 0 min option return date: max option return: 0.09 max option return date: 12/11/2020
ratio 0 ##### total option return: 8.910000000000037 min option return: -3.9699999999999704 min option return date: 11/20/2020 max option return: 3.56 max option return date: 11/13/2020	ratio 1.4 ##### total option return: 8.020000000000035 min option return: -1.629999999999955 min option return date: 11/20/2020 max option return: 1.58 max option return date: 10/16/2020	ratio 3 ##### total option return: 3.270000000000005 min option return: 0 min option return date: max option return: 0.39 max option return date: 10/23/2020	ratio 6 ##### total option return: 0.31 min option return: 0 min option return date: max option return: 0.07 max option return date: 12/11/2020
			ratio 7 ##### total option return: 0.15 min option return: 0 min option return date: max option return: 0.04 max option return date: 12/11/2020

Best Ratio: 0
Max Total Option Return: 8.910000000000037
Additional Option Return Percentage: 2.60%



Sell Covered Call - SPY 6M

$\text{NEXT_WEEK_PRICE} \leq \text{STRIKE_PRICE}$

期权收益 : Premium (不包括正股)

$\text{NEXT_WEEK_PRICE} > \text{STRIKE_PRICE}$

期权收益: $\text{strike_price} + \text{premium} - \text{next_week_price}$

next_week_price 和 strike price 比较

strike price = $\text{this_week_price} + \text{ratio} * \text{ATM_premium}$

(类似于 expected movement)

