

Stocks / United States / Consumer Services



Domino's Pizza

NYSE:DPZ Stock Report

★ Add to watchlist
Add to portfolio
...

MARKET CAP
US\$16.9b

7D
0.09%

1Y
17.3%



UPDATED
26 Oct, 2021

DATA
Company Financials + 26 Analysts

DPZ Overview

Domino's Pizza, Inc., through its subsidiaries, operates as a pizza company in the United States and internationally.

[About the company](#)

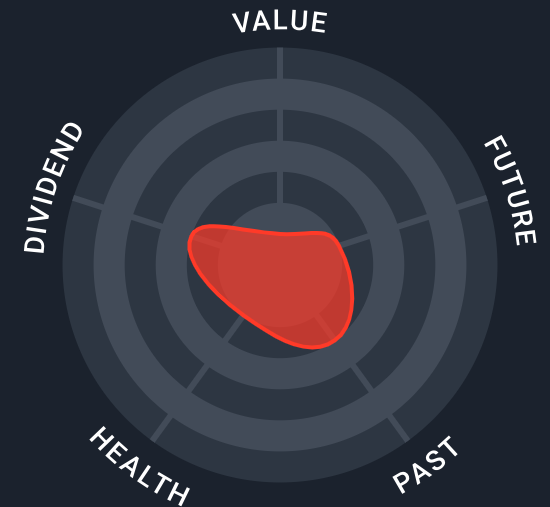
REWARDS

- ★ Earnings are forecast to grow 9.05% per year ▶
- ★ Earnings have grown 18.4% per year over the past 5 years ▶

RISK ANALYSIS

- ! Debt is not well covered by operating cash flow ▶
- ! Negative shareholders equity ▶
- ! Significant insider selling over the past 3 months ▶

[See All Risk Checks](#)

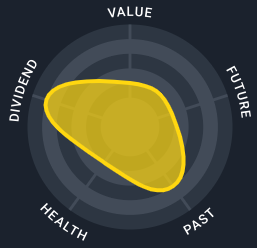


Snowflake Analysis

Questionable track record unattractive dividend payer.

Data ⓘ ...






McDonald's
NYSE:MCD
US\$176.6b



Starbucks
NASDAQGS:SBUX
US\$135.5b



Chipotle Mexican Grill
NYSE:CMG
US\$49.2b



Yum! Brands
NYSE:YUM
US\$37.3b

Price History & Performance



Home



Markets



Discover



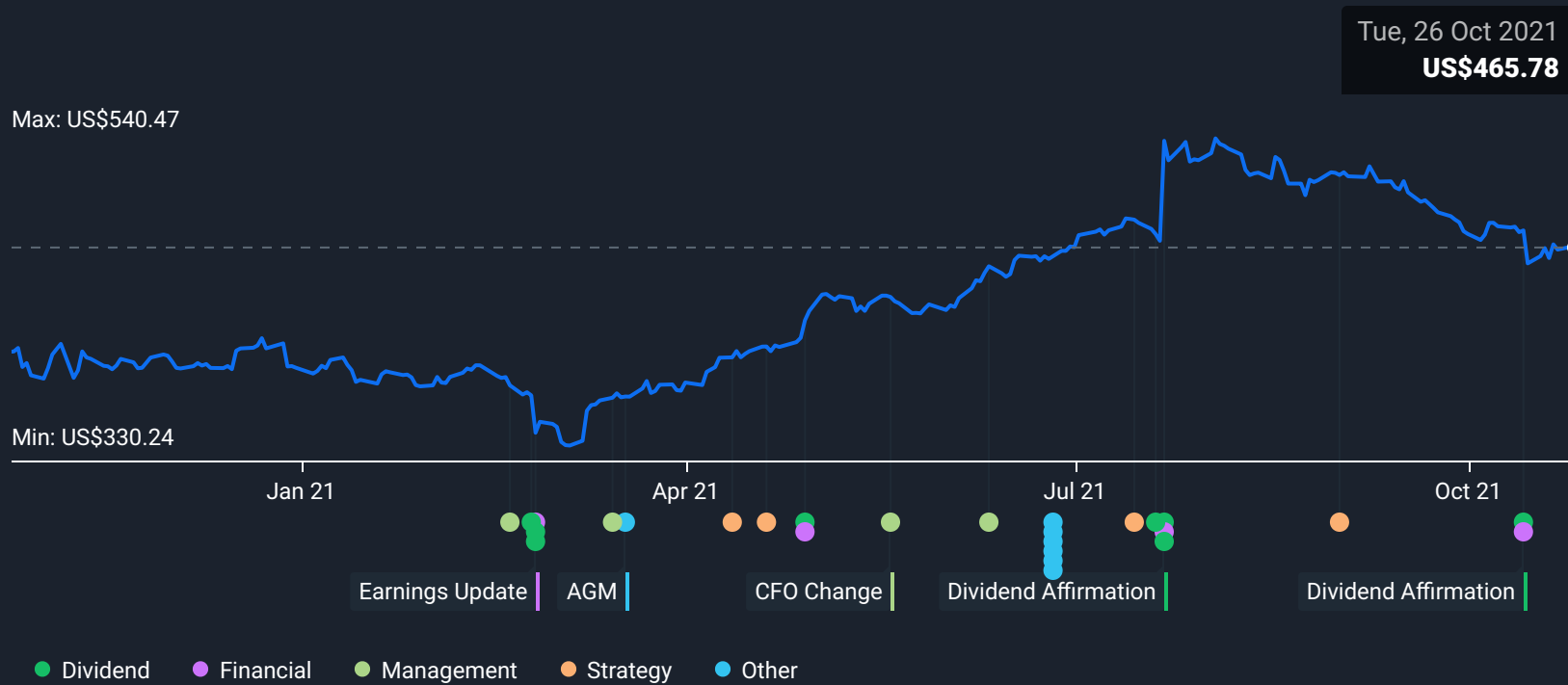
Watchlist



Portfolios



Screener




Data ...

Recent News & Updates

- Oct 26 **Insider exercised options and sold US\$792k worth of stock**

On the 21st of October, Joseph Jordan exercised 2k options at a strike price of around US\$73.04 and sold these shares for an average price of US\$467 per share. This trade did not impact their existing holding. Since December 2020, Joseph's direct individual holding has decreased from 4.91k shares to 2.10k. Company insiders have collectively sold US\$61...
- Oct 14 **Dividend is a Modest Topping on the Thick Crust of Domino's Pizza (NYSE:DPZ)**

After dropping almost 5% on the earnings release, Dominos Pizza rose faster than dough in the oven. Additionally, the company declared the quarterly dividend, which we will examine in this article.


- Oct 08 **Domino's Pizza: Expect Third Quarter Growth To Be Slower But Results Likely To Beat Estimates**

The company is best positioned to weather slower sales growth as the world reopens. Carry-out and car-side delivery sales are likely to offset some losses in delivery transactions. International expansion is a key advantage DPZ has over its competitors. We're maintaining our 1-year Price Target of \$408/share for DPZ. Reiterate Buy Rating.

Sep 19



Domino's Pizza: Limited Margin Of Safety At Current Levels

Domino's released its Q2 2021 results in late July, reporting revenue of ~\$1.03 billion, translating to 12% growth in revenue year-over-year. This solid performance was driven by strong same-store sales both domestically and internationally, helping the company to report quarterly earnings per share of \$3.06, a 5% beat vs. estimates. However, while...

Sep 07



Upcoming dividend of US\$0.94 per share

Eligible shareholders must have bought the stock before 14 September 2021. Payment date: 30 September 2021. Trailing yield: 0.7%. Lower than top quartile of American dividend payers (3.5%). Lower than average of industry peers (1.7%).

[See more updates](#)

Shareholder Returns

	DPZ	US Hospitality	US Market
7D	0.09%	-1.7%	0.9%
1Y	17.3%	36.9%	33.4%

[See full shareholder returns](#)

Return vs Industry: DPZ underperformed the US Hospitality industry which returned 33.7% over the past year.

Return vs Market: DPZ underperformed the US Market which returned 33.4% over the past year.

Price Volatility

DPZ volatility	
DPZ Beta	0.52
Industry Beta	1.68
Market Beta	1

Is DPZ's price volatile compared to industry and market?

Stable Share Price: DPZ is less volatile than 75% of US stocks over the past 3 months, typically moving +/- 3% a week.

Volatility Over Time: DPZ's weekly volatility (3%) has been stable over the past year.

About the Company



Home



Markets



Discover



Watchlist



Portfolios



Screener

Domino's Pizza, Inc., through its subsidiaries, operates as a pizza company in the United States and internationally. It operates through three segments: U.S. Stores, International Franchise, and Supply Chain.

Show more

Domino's Pizza Fundamentals Summary

DPZ fundamental statistics	
Market Cap	US\$16.95b
Earnings (TTM)	US\$485.41m
Revenue (TTM)	US\$4.34b

How do Domino's Pizza's earnings and revenue compare to its market cap?

34.9x

P/E Ratio

3.9x

P/S Ratio

Is DPZ overvalued?

[See Fair Value and valuation analysis >](#)

Earnings & Revenue

Last Reported Earnings

Jun 19, 2021

Next Earnings Date

n/a

DPZ income statement (TTM)	
Revenue	US\$4.34b
Cost of Revenue	US\$3.14b

Earnings per share (EPS)

13.34

Gross Margin

27.77%



Home



Markets



Discover



Watchlist



Portfolios



Screener

Earnings US\$485.41m

How did DPZ perform over the long term?
[See historical performance and comparison >](#)

Key profitability statistics from the latest earnings report

Dividends

0.8%
Current Dividend Yield

27%
Payout Ratio

Does DPZ pay a reliable dividends?
[See DPZ dividend history and benchmarks >](#)

Domino's Pizza dividend dates	
Ex Dividend Date	Dec 13 2021
Dividend Pay Date	Dec 29 2021
Days until Ex dividend	47 days
Days until Dividend pay date	63 days

When do you need to buy DPZ by to receive an upcoming dividend?



Home



Markets



Discover



Watchlist



Portfolios



Screener

Is Domino's Pizza undervalued compared to its fair value and its price relative to the market?


34.92x


Price to Earnings (PE) ratio

1.1 | Share Price vs. Fair Value

 **Below Fair Value:** DPZ (\$465.78) is trading above our estimate of fair value (\$360.92)

- ✘ **PE vs Industry:** DPZ is poor value based on its PE Ratio (34.9x) compared to the US Hospitality industry average (26.8x).
- ✘ **PE vs Market:** DPZ is poor value based on its PE Ratio (34.9x) compared to the US market (18.3x).

 **PEG Ratio:** DPZ is poor value based on its PEG Ratio (3.9x)

 **PB vs Industry:** DPZ has negative assets, so we can't compare its PB Ratio to the US Hospitality industry average.

1.5 | Next Steps

[Explore potentially undervalued companies in the Consumer Services industry.](#)



Home



Markets



Discover



Watchlist



Portfolios



Screener

How is Domino's Pizza forecast to perform in the next 1 to 3 years based on estimates from 26 analysts?

9.0%

Forecasted annual earnings growth



Home



Markets



Discover



Watchlist



Portfolios



Screener

Overview

Valuation

Future

Past

Health

Dividend

Management

Ownership

Information



Home



Markets



Discover



Watchlist



Portfolios



Screener

- ✔ **Earnings vs Savings Rate:** DPZ's forecast earnings growth (9% per year) is above the savings rate (2%).
- ✘ **Earnings vs Market:** DPZ's earnings (9% per year) are forecast to grow slower than the US market (14.7% per year).
- ✘ **High Growth Earnings:** DPZ's earnings are forecast to grow, but not significantly.
- ✘ **Revenue vs Market:** DPZ's revenue (6.9% per year) is forecast to grow slower than the US market (9.9% per year).
- ✘ **High Growth Revenue:** DPZ's revenue (6.9% per year) is forecast to grow slower than 20% per year.



Home



Markets



Discover




Watchlist



Portfolios



Screener

 **Future ROE:** Insufficient data to determine if DPZ's Return on Equity is forecast to be high in 3 years time

2.5 | Next Steps

[Explore growth companies in the Consumer Services industry.](#)

How has Domino's Pizza performed over the past 5 years?

18.4%

Historical annual earnings growth



Home



Markets



Discover



Watchlist




Portfolios





Screener

- ✔ **Quality Earnings:** DPZ has high quality earnings.
- ✘ **Growing Profit Margin:** DPZ's current net profit margins (11.2%) are lower than last year (12.1%).

 **Earnings Trend:** DPZ's earnings have grown by 18.4% per year over the past 5 years.

 **Accelerating Growth:** DPZ's earnings growth over the past year (6.2%) is below its 5-year average (18.4% per year).

 **Earnings vs Industry:** DPZ earnings growth over the past year (6.2%) underperformed the Hospitality industry 81.9%.

 **High ROE:** DPZ's liabilities exceed its assets, so it is difficult to calculate its Return on Equity.

[Explore strong past performing companies in the Consumer Services industry.](#)



Home



Markets



Discover



Watchlist



Portfolios



Screener

How is Domino's Pizza's financial position?

4.1 | Financial Position Analysis

- ⊗ **Short Term Liabilities:** DPZ has negative shareholder equity, which is a more serious situation than short term assets not covering short term liabilities.
- ⊗ **Long Term Liabilities:** DPZ has negative shareholder equity, which is a more serious situation than short term assets not covering long term liabilities.

- ❌ **Debt Level:** DPZ has negative shareholder equity, which is a more serious situation than a high debt level.
- ❌ **Reducing Debt:** DPZ's has negative shareholder equity, so we do not need to check if its debt has reduced over time.
- ❌ **Debt Coverage:** DPZ's debt is not well covered by operating cash flow (13.5%).
- ✅ **Interest Coverage:** DPZ's interest payments on its debt are well covered by EBIT (4.4x coverage).

4.4 | Next Steps



Home



Markets



Discover



Watchlist



Portfolios



Screener



Home



Markets



Discover



Watchlist



Portfolios



Screener

What is Domino's Pizza current dividend yield, its reliability and sustainability?

0.81%

Current Dividend Yield

5.1 | Upcoming Dividend Payment

Ex Dividend Date ⓘ
Dec 14 2021

Buy in the next 47 days to receive the upcoming dividend

Today
Oct 27 2021

Dividend Pay Date
Dec 30 2021
16 days from Ex Dividend



Home



Markets



Discover



Watchlist



Portfolios



Screener

- ⊗ **Notable Dividend:** DPZ's dividend (0.81%) isn't notable compared to the bottom 25% of dividend payers in the US market (1.27%).
- ⊗ **High Dividend:** DPZ's dividend (0.81%) is low compared to the top 25% of dividend payers in the US market (3.48%).

- ⊗ **Stable Dividend:** Whilst dividend payments have been stable, DPZ has been paying a dividend for less than 10 years.
- ⊗ **Growing Dividend:** DPZ's dividend payments have increased, but the company has only paid a dividend for 9 years.

 **Dividend Coverage:** With its reasonably low payout ratio (27.4%), DPZ's dividend payments are well covered by earnings.

5.5 | Future Payout to Shareholders

[Explore strong dividend paying companies in the Consumer Services industry.](#)



Home



Markets



Discover



Watchlist



Portfolios



Screener

How experienced are the management team and are they aligned to shareholders interests?

4.0yrs

Average management tenure

6.1 | CEO

Ritch Allison (54 yo)

3.25yrs

Tenure

US\$6,295,230

Compensation

Mr. Richard E. Allison, Jr., also known as Ritch, serves as Independent Director of Starbucks Corporation since September 11, 2019. Mr. Allison has been Chief Executive Officer and President at Domino's Pi... [Show more](#)



Home



Markets



Discover



Watchlist






Portfolios



Screener

- ✔ **Compensation vs Market:** Ritch's total compensation (\$USD6.30M) is below average for companies of similar size in the US market (\$USD11.15M).
- ✔ **Compensation vs Earnings:** Ritch's compensation has been consistent with company performance over the past year.

Name	Position	Tenure	Compensation	Ownership
 Richard Allison	President	3.25yrs	US\$6.30m \$ 19.5m	0.12%
 Russell Weiner	COO & President of Domino's U.S	3.25yrs	US\$4.19m \$ 11.9m	0.070%
 Kevin Morris	Executive VP	4.75yrs	US\$1.53m \$ 1.2m	0.0068%


Show more

4.0yrs

Average Tenure

53.5yo

Average Age

 **Experienced Management:** DPZ's management team is considered experienced (4 years average tenure).



Home



Markets



Discover






Watchlist



Portfolios



Screener


Name	Position	Tenure	Compensation	Ownership
 Richard Allison	President	3.25yrs	US\$6.30m \$ 19.5m	0.12%
 Andrew Balson	Independent Director	22.58yrs	US\$262.40k \$ 36.9m	0.22%
 Richard Federico	Independent Director	10.67yrs	US\$262.68k \$ 2.5m	0.015%
Show more				

10.7yrs

Average Tenure

59yo

Average Age

 **Experienced Board:** DPZ's board of directors are seasoned and experienced (10.7 years average tenure).



Home



Markets



Discover



Watchlist



Portfolios



Screener

Who are the major shareholders and have insiders been buying or selling?



Home



Markets



Discover




Watchlist



Portfolios



Screener

 **Insider Buying:** DPZ insiders have only sold shares in the past 3 months.

7.2 | Recent Insider Transactions



Home



Markets



Discover




Watchlist



Portfolios



Screener

 **Dilution of Shares:** Shareholders have not been meaningfully diluted in the past year.



Domino's Pizza, Inc.'s employee growth, exchange listings and data sources

8.1 | Key Information

Name: **Domino's Pizza, Inc.**

Ticker: **DPZ**

Exchange: **NYSE**

Founded: **1960**

Industry: **Restaurants**

Sector: **Consumer Services**

Market Cap: **US\$16.948b**

Shares outstanding: **36.39m**

Website: <https://www.dominos.com/index.intl.html>



Home



Markets



Discover



Watchlist



Portfolios



Screener

8.3 | Location

Domino's Pizza, Inc.
30 Frank Lloyd Wright Drive
Ann Arbor
Michigan
48105
United States

Ticker	Exchange	Primary Security	Security Type	Country	Currency	Listed on
DPZ	NYSE (New York Stock Exchange)	Yes	Voting Common Stock	US	USD	Jul 2004
EZV	DB (Deutsche Boerse AG)	Yes	Voting Common Stock	DE	EUR	Jul 2004
DPZ	WBAG (Wiener Boerse AG)	Yes	Voting Common Stock	AT	EUR	Jul 2004
DPZ *	BMV (Bolsa Mexicana de Valores)	Yes	Voting Common Stock	MX	MXN	Jul 2004
D2PZ34	BOVESPA (Bolsa de Valores de Sao Paulo)		BDR EACH 50 REPR 1 COM USD0.01	BR	BRL	Aug 2021

8.5 | Company Analysis and Financial Data Status

Data	Last Updated (UTC time)
Company Analysis	2021/10/26 22:36
End of Day Share Price	2021/10/26 00:00
Earnings	2021/06/20
Annual Earnings	2021/01/03

All financial data provided by Standard & Poor's Capital IQ.

Unless specified all financial data is based on a yearly period but updated quarterly. This is known as Trailing Twelve Month (TTM) or Last Twelve Month (LTM) Data. Learn more [here](#).



Home



Markets



Discover



Watchlist



Portfolios



Screener

